



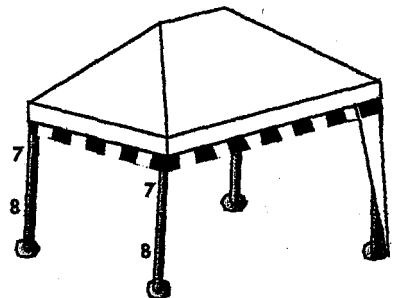
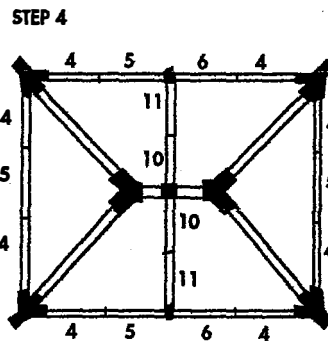
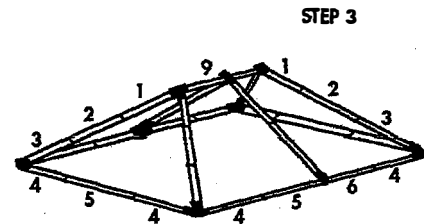
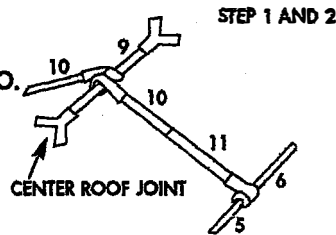
# ASSEMBLY INSTRUCTIONS

No. 02844  
Amesbury Arbor

Thank you for buying a Texsport Authentic Adventure Gear Product. We hope you enjoy your new arbor and that it will give you many years of camping pleasure. We encourage you to read and understand each step of the set-up instructions prior to working with the arbor.

## PARTS LIST:

DESCRIPTION	QTY.	PART NO.
GRAY CENTER ROOF JOINTS	2 EA.	-
WHITE CORNER ROOF JOINTS	4 EA.	-
SCREEN ARBOR SKIN	1 EA.	-
PLASTIC STAKES	12 EA.	-
STEEL ROOF POLES	4 EA.	#1
STEEL ROOF POLES	4 EA.	#2
STEEL ROOF POLES	4 EA.	#3
STEEL EAVE POLES	8 EA.	#4
STEEL EAVE POLES	4 EA.	#5
STEEL EAVE POLES	2 EA.	#6
STEEL LEG POLES	4 EA.	#7
STEEL LEG POLES	4 EA.	#8
STEEL PEAK POLE	1 EA.	#9
STEEL POLES WITH PLASTIC RING	2 EA.	#10
STEEL POLES WITH PLASTIC RING	2 EA.	#11



## ASSEMBLY INSTRUCTIONS:

- STEP 1..... Connect #10 and #11 poles together. Insert #9 pole through both #10 poles. Put on gray center roof joints.
- STEP 2..... Put #6 poles through #11 poles.
- STEP 3..... Connect #1, #2, and #3 poles to center roof joints. Put white corner joints on the end of #3 poles.
- STEP 4..... Connect #4, #5, and #4 poles, and #4, #5, #6, and #4 poles. Connect pole sections to the corner joints as illustrated.
- STEP 5..... Connect #7 poles to corner joints.
- STEP 6..... Pull arbor skin over frame, then connect #8 poles to #7 poles.
- STEP 7..... Pull arbor skin tight over frame and secure inside with velcro strips. Then connect T-clips to holes in #8 poles and attach foot pods to #8 poles.
- STEP 8..... Secure arbor to the ground using the included guy ropes and clews.

## Warning:

Texsport arbor fabrics are flame retardant treated per C.P.A.I.-84 specifications. However, for your safety, we recommend that NO OPEN FLAME BE USED IN OR NEAR YOUR ARBOR.

## QUESTIONS:

If you should have any questions, problems, or comments please call our Customer Service Department at 1-800-231-1402. This Department is open M-F from 8:00 a.m. until 5:00 p.m. CST. [www.texsport.com](http://www.texsport.com)